



Smart positioners YT-2500 / YT-2550 / YT-2501

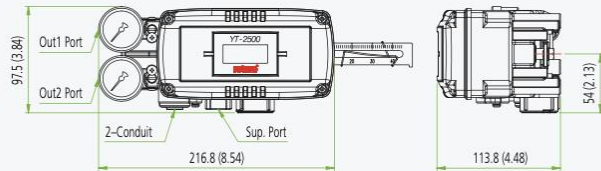
Piezo technology with communications

Design features

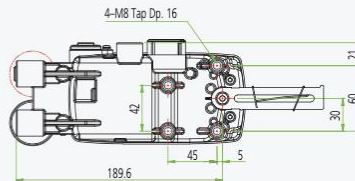
- **Fail-freeze and fail-safe functions.** Enables the valve to maintain the last position (fail-freeze) or move to a pre-determined position (fail-safe) on the loss of electrical power supply or the pneumatic supply air.
- **Auto calibration.** Simple menu structure with options to auto calibrate all parameters or zero and end points only.
- **LCD display.** Alphanumeric digital display for process values and calibration.
- **Low air consumption level.** Almost zero air leakage.
- **Feedback signal.** Analogue feedback signals with 4-20 mA, mechanical and proximity switch options.
- **PD control.** Pre-calibrated and user-configurable variables via front panel pushbutton menu.
- **HART[®] communication.** Allows commands, position feedback and diagnostics to be sent digitally over the current loop.
- **Front panel pushbuttons for configuration.** Four robust and positive acting pushbuttons for field configuration.



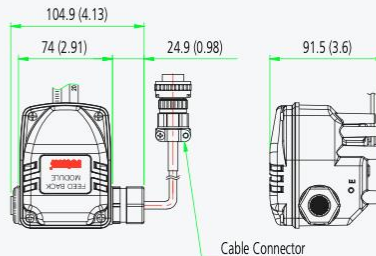
YT-2500 aluminium enclosure



YT-2550 stainless steel enclosure



YT-2501 remote mounting option



Dimensions: mm (Inches *)

Smart positioners YT-2500 / YT-2550 / YT-2501



Item type	YT-2500	YT-2550	YT-2501	
Input signal	4-20 mA DC			
Supply pressure	0.14 to 0.7 MPa = 1.4 to 7 bar = 20 to 102 psi			
Stroke	Linear type 10 to 150 mm (0.4 to 6")			
	Rotary type 55 to 110°			
Impedance	Max. 500 Ω @ 20 mA DC			
Air connection	Rc ¼, ¼ NPT, G ¼	¼ NPT	Rc ¼, ¼ NPT, G ¼	
Gauge connection	Rc ½, ½ NPT	1½ NPT	Rc ½, ½ NPT	
Conduit	G ½, ½ NPT, M20x1.5P	G ½	G ½, ½ NPT, M20x1.5P	
Operating temp.	Standard type -30 to +80 °C (-22 to +176 °F) ¹			
	Explosion temp. -30 to +60 °C (-22 to +140 °F) (T5) -30 to +40 °C (-22 to +104 °F) (T6)			
Linearity	Remote sensor -40 to +120 °C (-40 to +248 °F)			
	±0.5% F.S.			
Hysteresis	±0.5% F.S.			
Sensitivity	±0.2% F.S.			
Repeatability	±0.3% F.S.			
Air consumption	Fail-freeze	0.01 LPM (sup = 0.14 MPa) 0 CFM (sup = 20 psi)		
	Fail-safe	0.06 LPM (sup = 0.14 MPa) 0.002 CFM (sup = 20 psi)		
Flow capacity	Fail-freeze	60 LPM (sup = 0.14 MPa) 2.12 CFM (sup = 20 psi)		
	Fail-safe	40 LPM (sup = 0.14 MPa) 1.41 CFM (sup = 20 psi)		
Output characteristics	Linear, EQ%, Quick Open, User Set (5 or 18 Points)			
Material	Aluminium diecasting	Stainless steel 316	Aluminium diecasting	
Ingress protection	IP66			
Explosion protection type	ATEX / IECEx / CCC Ex ia IIC T5/T6 Gb Ex ia IIC T100°C/T85°C Db			
	KCs Ex ia IIC T5/T6 Ex iaD IIC T100°C/T85°C			
	NEPSI Ex ia IIC T5/T6 Gb Ex iaD 21 T100/T85			
	EAC (YT-2500 only) 1Ex ia IIC T5...T6 Gb X Ex ia IIC T100°C...T85°C Db X IP66			
Communication (option)	HART (ver.5)			
L/S rating	Mechanical type (Omron)	AC 125 V, 3 A DC 30 V, 2 A	-	
	Proximity type (P&F)	DC 8.2 V 8.2 mA	-	
Weight	Body	1.5 kg (3.3 lb)	2.9 kg (6.4 lb)	1.6 kg (3.4 lb)
	Linear remote sensor	-	-	0.6 kg (1.3 lb)
	Rotary remote sensor	-	-	1.0 kg (2.1 lb)

Product code

YT-2501 - L - S - N - 2 - 4 - 2 - 3 - S - (1)

Model

YT-2500 = Aluminium housing
YT-2550 = Stainless steel housing
YT-2501 = Aluminium housing with remote sensor

Motion type

L = Linear
R = Rotary

Acting type

S = Single
D = Double

Explosion protection

Check certification restrictions.
N = Non-explosionproof
i = ATEX, IECEx, KCs, NEPSI
E = EAC (YT-2500 only)
Z = CCC

Lever type

Linear	Rotary
1 = 10 to 40 mm	1 = M6 x 34L (N/A for YT-2501)
2 = 20 to 70 mm	2 = M6 x 63L (N/A for YT-2501)
3 = 50 to 100 mm	3 = M8 x 34L (N/A for YT-2501)
4 = 100 to 150 mm	4 = M8 x 63L (N/A for YT-2501)
	5 = NAMUR

Conduit & air connection

1 = G ½ - Rc ¼ (N/A for YT-2550)
2 = G ½ - ¼ NPT
3 = G ½ - G ¼ (N/A for YT-2550)
4 = M20 - ¼ NPT (N/A for YT-2550)
5 = ½ NPT - ¼ NPT (N/A for YT-2550)

Communications

0 = None
2 = HART protocol communication

Output options

0 = None
1 = 4-20 mA feedback
2 = Limit switch - mechanical type (YT-2500L, R and YT-2550R only)
3 = Limit switch - proximity type (YT-2500L, R and YT-2550R only)¹
4 = 4-20 mA feedback + limit switch (2ea) - mechanical type (YT-2500L, R and YT-2550R only)
5 = 4-20 mA feedback + limit switch (2ea) - proximity type¹ (YT-2500L, R and YT-2550R only)¹

Fail option

F = Fail-freeze
S = Fail-safe

Cable length (YT-2501 only)

Standard cable length is 5 m.
1 = 5 m
2 = 10 m
3 = 15 m
4 = 20 m

Notes:

1. Inductive proximity limit switch internal type: -25 to +80 °C (-13 to 176 °F).

